

Molteni & C

NATURE— FERRUCCIO LAVIANI 2013

1—
4



The plywood bedhead is made of poplar, sourced exclusively from the Po valley and Certified FSC (Forest Stewardship Council). The natural, non-toxic glue is made from soybean albumin; unlike more commonly used glues, it does not release formaldehyde into the air. The bedhead is coated in eucalyptus or light or dark elm veneer and in a natural “fineline” finish. Emission-free, water-based varnishes make it easy to clean and maintain. The bedhead is light and extremely versatile. Horizontal slits not only allow the air to circulate freely but are designed to accommodate the comfortable upholstered cushions, which can be arranged at will. Traditional, environmentally friendly fibers, like cotton, blended with innovative materials such as fully bio-compatible corn and sugar cane fibers, are used to fill the cushions and padded surrounds. Special extraction and production processes, plus the complete biodegradability of the filling, ensure a completely “green” product cycle, opening up new possibilities for the eco-sustainable reuse of the filling.

The Nature bed is made entirely of natural, untreated materials. Designed to promote effective air circulation, it keeps temperature and humidity at optimal levels. Attentive workmanship by skilled craftsmen preserves the vital energy of the materials used, ensuring a quality bed and, in turn, quality sleep.

FEATURES

Series of beds with plywood structure, padded with completely natural and non-toxic materials. The peculiar headboard, made in multi-layered wood veneered with elm/eucalyptus wood or fineline, can be enriched with a series of cushions upholstered in fabric or leather. The two different bedframes and the special adjustable support system allow any type of solution for slatted bases and mattresses.

DATASHEET

REGISTERED
DESIGN

I.2015

molteni.it

Dimensions in millimeters and inches. The right to discontinue and make changes is reserved. This information is based on the latest product information available at the time of printing.

FINISHES

COVERS

fabric - leather, completely removable.

The headboard slipcovers are always provided in monochrome version. Any color variations are always to be considered as specials.

Available in fire-resistant version (TB117 and BS5852).

HEADBOARD FINISHES

light elm - dark elm - fineline - eucalyptus

FEET FINISHES

natural beech - dark painted beech

TECHNICAL INFORMATION

HEADBOARD

Multi-layer panel in Poplar (*Populus alba*) covered in Elm veneer (*Ulmus rubra*), Eucalyptus veneer (*Eucalyptus globulus*) or pre-composed.

BED SURROUND

Multi-layer panel in Beech (*Fagus Sylvatica*).

CROSSPIECES

Multi-layer panel in European Hornbeam (*Carpinus betulus*), with feet in stained solid Beech or Oak (*Quercus*).

HEADBOARD CUSHIONS

Panels in fibre covered with cotton cloth.

HOUSSE

Bonded fabric of cotton and quilted fibre (fabric covers only).

BEDFRAME PADDING

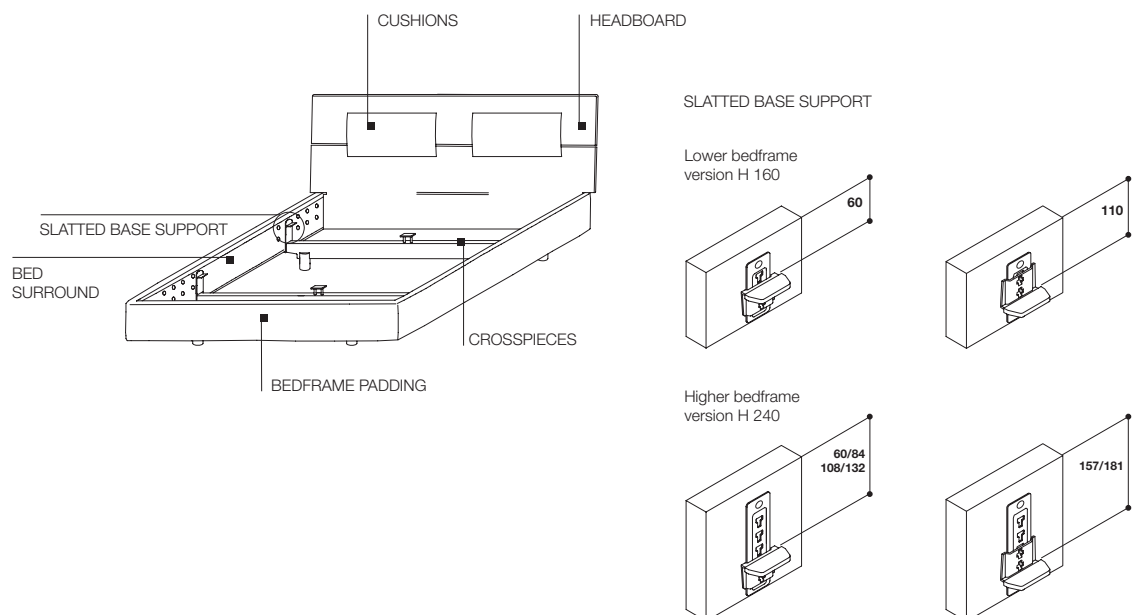
Bonded lining of cotton and maize fibre.

REMOVABLE OUTER COVERS

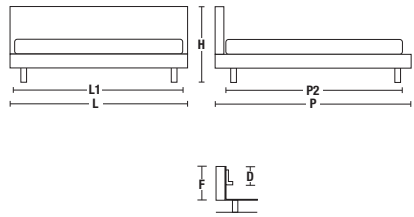
(See attached label, specific for each cover).

SLATTED BASE SUPPORT

Metal with soft PVC cover.



DIMENSIONS



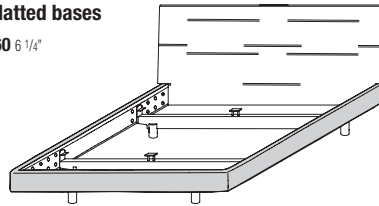
OUTER DIMENSIONS			INNER DIMENSIONS			
L	P	H	L1	P2	D	F
Width	Length	Height	Width	Length	Space for insertion of the slatted base	Bedframe height
1784 70 1/4"	2160 85" standard model	1070 42 1/8"	1614 63 1/2"	2008 79" standard model	60 2 3/8"	160 6 1/4"
1884 74 1/8"	2260 88" on request	H1 Bed base height	1714 67 1/2"	2108 82" on request	110 4 3/8"	
1984 78 1/8"	2360 92 7/8" on request	360 14 1/8"	1814 71 3/8"	2208 86 7/8" on request		
2184 85"	2510 99 1/2" on request		2014 79 1/4"	2408 90 1/2" on request		
QS1734 68 1/4"	2210 87" for QS/KS		QS1564 61 5/8"	2058 81" for QS/KS		
KS2134 84"			KS1964 77 3/8"			

Depth 2100 and 2200 mm (internal dimensions) are available, on request, on NLT16B-NLT17B-NLT18B-NLT20B.

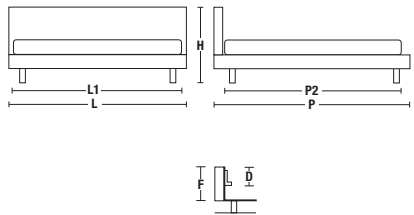
Molteni & C

3—
4

beds taking the double slatted bases
lower bedframe version H 160 6 1/4"



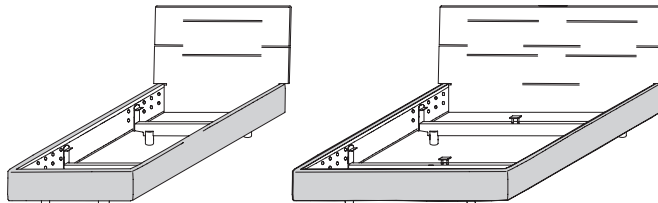
NLTQSB NLT16B NLT17B NLT18B NLT20B NLTQSB



OUTER DIMENSIONS			INNER DIMENSIONS			
L	P	H	L1	P2	D	F
Width	Length	Height	Width	Length	Space for insertion of the slatted base	Bedframe height
1184 46 5/8"	2160 85" standard model	1070 42 1/8"	1014 39 7/8"	2008 79" standard model	60 2 3/8"	240 9 1/2"
1784 70 1/4"	2260 88" on request	H1 Bed base height	1614 63 1/2"	2108 82" on request	84 3 1/4"	
1884 74 1/8"	2360 92 7/8" on request	360 14 1/8"	1714 67 1/2"	2208 86 7/8" on request	108 4 1/4"	
1984 78 1/8"	2510 99 1/2" on request		1814 71 3/8"	2408 90 1/2" on request	132 5 1/4"	
2184 85"	2210 87" for QS/KS		2014 79 1/4"	2058 81" for QS/KS	157 6 1/8"	
QS1734 68 1/4"			QS1564 61 5/8"		181 7 1/8"	
KS2134 84"			KS1964 77 3/8"			

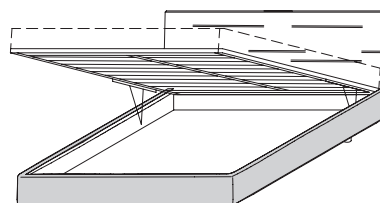
Depth 2100 and 2200 mm (internal dimensions) are available, on request, on NLT10A-NLT16A- NLT17A-NLT18A-NLT20A. Depth 2100 and 2200 mm (inner measurements) are not available for beds with container under the slatted base.

beds taking a single or double slatted base
higher bedframe version H 240 9 1/2"



NLT10A NLTQSA NLT16A NLT17A NLT18A NLT20A NLTQSA

double bed with tilting slatted base
and container under the slatted base
higher bedframe version H 240 9 1/2"



NLT16C NLT17C NLT18C

DATASHEET

REGISTERED
DESIGN

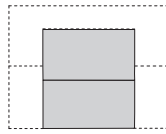
I.2015

molteni.it

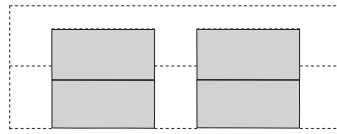
Dimensions in millimeters and inches. The right to discontinue and make changes is reserved. This information is based on the latest product information available at the time of printing.

DIMENSIONS

padded headboard



NIT10A



NITQSA

NIT16A

NIT17A

NIT18A

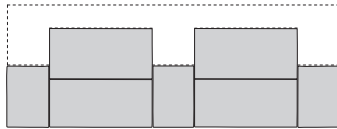
NIT20A

NITKSA

Molteni & C

4—
4

padded headboard



NITQSB

NIT16B

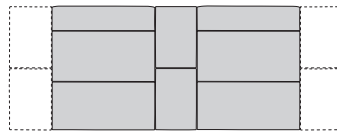
NIT17B

NIT18B

NIT20B

NITKSB

padded headboard



NITQSD

NIT16D

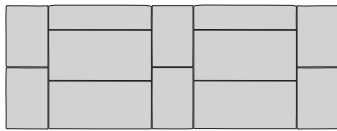
NIT17D

NIT18D

NIT20D

NITKSD

padded headboard



NITQSC

NIT16C

NIT17C

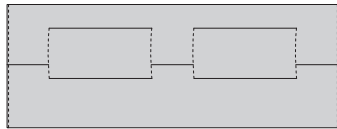
NIT18C

NIT20C

NITKSC

house for bed with lower bedframe

not availables in leather versions



NHQQSB

NH016B

NH017B

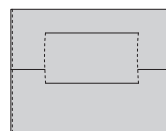
NH018B

NH020B

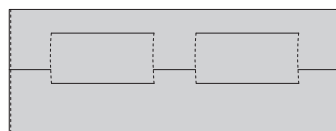
NHOKSB

house for bed with higher bedframe

not availables in leather versions



NH010A



NHQQSA

NH016A

NH017A

NH018A

NH020A

NHOKSA

DATASHEET

REGISTERED
DESIGN

I.2015

molteni.it

Dimensions in millimeters and inches. The right to discontinue and make changes is reserved. This information is based on the latest product information available at the time of printing.